



ZIBO MICRO COMMERCIAL
COMPONENTS CORP.



ADD:ZhangLiu Road No.6
Zhangdian Zibo Shandong
P.C.:255000
Tel:+86-533-3032000/3032025
Fax:+86-533-3112884

1N914(A)(B)

500mW 100 Volt Silicon Epitaxial Diodes

Features

- Moisture Sensitivity Level 1
- Low Current Leakage
- Compression Bond Construction
- Low Cost
- Marking : Cathode band and type number
- Lead Free Finish/Rohs Compliant (Note1) ("P" Suffix designates Compliant. See ordering information)

Maximum Ratings

- Operating Temperature: -55°C to +150°C
- Storage Temperature: -55°C to +150°C
- Maximum Thermal Resistance; 300°C/W Junction To Ambient

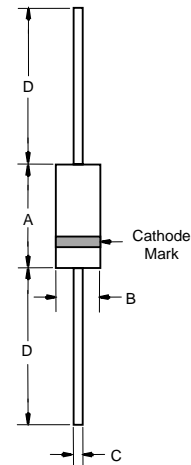
Electrical Characteristics @ 25°C Unless Otherwise Specified

Maximum Repetitive Reverse Voltage	V_{RRM}	100V	
Average Rectified Forward Current	I_o	200mA	
Power Dissipation	P_D	500mW	
Junction Temperature	T_J	150°C	
Peak Forward Surge Current	I_{FSM}	1.0A 4.0A	Pulse Width=1.0 second Pulse Width=1.0 microsecond
Minimum Breakdown Voltage	V_R	100V 75V	$I_R=100\mu A$, $I_R=5.0\mu A$
Maximum Instantaneous Forward Voltage	V_F	1.0V 720mV	$T_J = 25^\circ C$ $I_{FM} = 10mA$; $I_{FM} = 20mA$; $I_{FM} = 100mA$; $I_{FM} = 5.0mA$;
Maximum Reverse Current	I_R	25nA 5.0uA 50uA	$V_R=20V, T_J=25^\circ C$, $V_R=75V, T_J=25^\circ C$, $V_R=20V, T_J=150^\circ C$
Typical Junction Capacitance	C_J	4.0pF	Measured at 1.0MHz, $V_R=0V$
Reverse Recovery Time	T_{rr}	4.0nS	$I_F=10mA$ $V_R = 6V$ $R_L=100 \Omega, I_{rr}=1.0mA$

*Pulse test: Pulse width 300 usec, Duty cycle 2%

Note: 1. Lead in Glass Exemption Applied, see EU Directive Annex 7(C)-I.

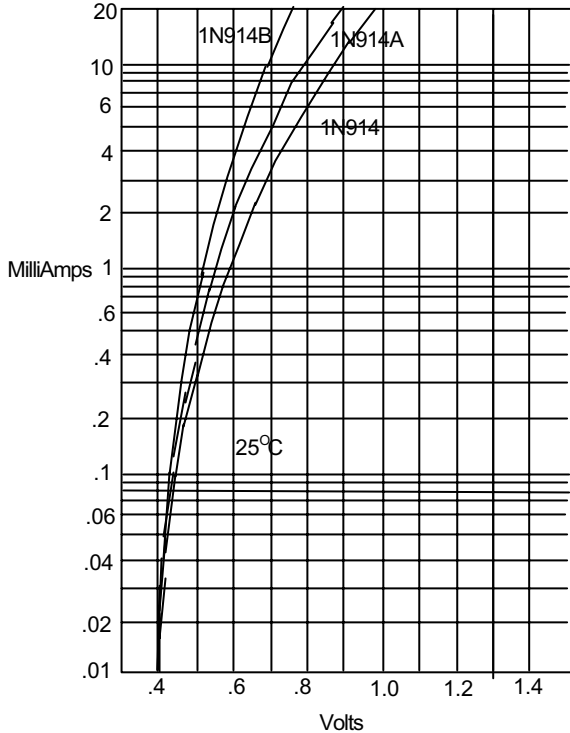
DO-35



DIM	DIMENSIONS				NOTE
	INCHES		MM		
	MIN	MAX	MIN	MAX	
A	---	.166	---	4.2	
B	---	.079	---	2.00	
C	---	.020	---	.52	
D	1.000	---	25.40	---	

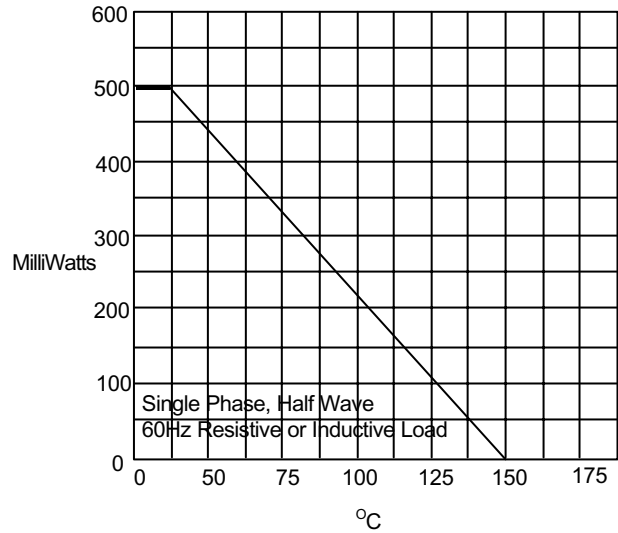
1N914(A)(B)

Figure 1
 Typical Forward Characteristics



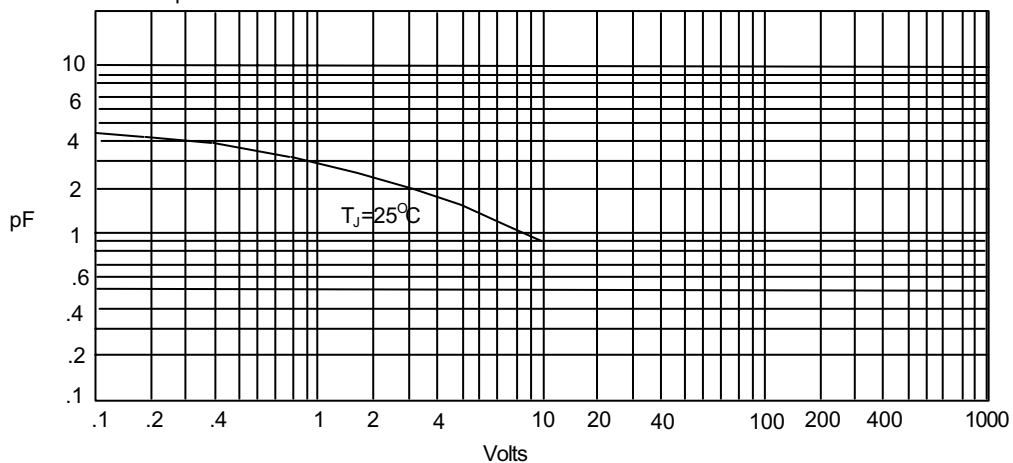
Instantaneous Forward Current - Amperes versus
 Instantaneous Forward Voltage - Volts

Figure 2
 Forward De rating Curve



Admissable Power Dissipation - MilliWatts versus
 Ambient Temperature - °C

Figure 3
 Junction Capacitance



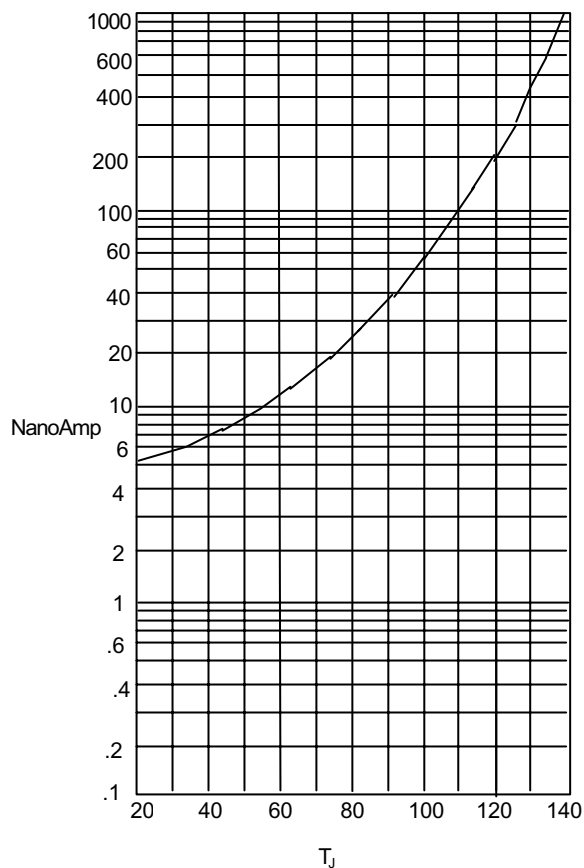
Junction Capacitance - pF versus
 Reverse Voltage - Volts

1N914(A)(B)



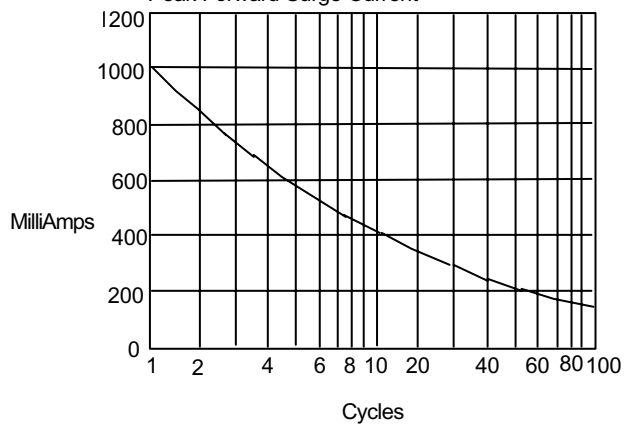
ZIBO MICRO COMMERCIAL
COMPONENTS CORP.

Figure 4
Typical Reverse Characteristics



Instantaneous Reverse Leakage Current - NanoAmperes
versus Junction Temperature - °C

Figure 5
Peak Forward Surge Current



Peak Forward Surge Current - Amperes versus
Number Of Cycles At 60Hz - Cycles



ZIBO MICRO COMMERCIAL
COMPONENTS CORP.

Ordering Information :

Device	Packing
Part Number-TP	Tape&Reel: 10Kpcs/Reel
Part Number-AP	Ammo Packing: 5Kpcs/AmmoBox
Part Number-BP	Bulk: 100Kpcs/Carton

*****LIFE SUPPORT*****

ZBMCC's products are not authorized for use as critical components in life support devices or systems without the express written approval of ZiBo Micro Commercial Components Corp.

*****CUSTOMER AWARENESS*****

Counterfeiting of semiconductor parts is a growing problem in the industry. ZiBo Micro Commercial Components Corp. is taking strong measures to protect ourselves and our customers from the proliferation of counterfeit parts. ZBMCC strongly encourages customers to purchase ZBMCC parts either directly from ZBMCC or from Authorized ZBMCC Distributors who are listed by country on our web page cited below. Products customers buy either from ZBMCC directly or from Authorized ZBMCC Distributors are genuine parts, have full traceability, meet ZBMCC's quality standards for handling and storage. ZBMCC will not provide any warranty coverage or other assistance for parts bought from Unauthorized Sources. ZBMCC is committed to combat this global problem and encourage our customers to do their part in stopping this practice by buying direct or from authorized distributors.